

Human FGF-7/KGF Protein

Cat. No. KGF-HE101

Description

Source	Recombinant Human FGF-7/KGF Protein is expressed from E.coli with His tag at the N-Terminus. It contains Cys32-Thr194.
Accession	P21781-1
Molecular Weight	The protein has a predicted MW of 20.1 kDa same as Bis-Tris PAGE result.
Endotoxin	Less than 0.1 EU per µg by the LAL method.
Purity	> 95% as determined by Bis-Tris PAGE > 95% as determined by HPLC

Formulation and Storage

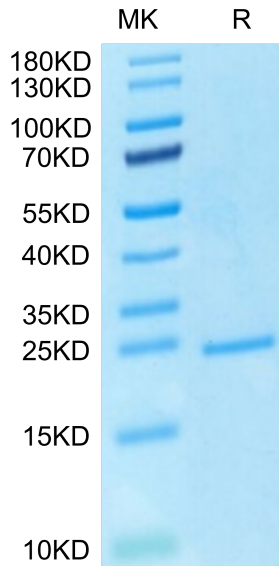
Formulation	Lyophilized from 0.22 µm filtered solution in 50mM Tris, 250mM NaCl (pH 7.5). Normally 8% trehalose is added as protectant before lyophilization.
Reconstitution	Dissolve the lyophilized protein in distilled water. Please refer to the Certificate of Analysis for detailed instructions.
Storage	-20 to -80°C for 12 months as supplied from date of receipt. -80°C for 3 months after reconstitution. Recommend to aliquot the protein into smaller quantities for optimal storage. Please minimize freeze-thaw cycles.

Background

The expression patterns of mRNAs encoding Fibroblast Growth Factor-7 (FGF-7) and its high affinity receptor suggested that FGF-7 signaling may play a role in regulating ureteric bud growth.t Results of these studies demonstrate that the developing ureteric bud and mature collecting system of FGF-7-null kidneys is markedly smaller than wild type. FGF-7 levels modulate the extent of ureteric bud growth during development and the number of nephrons that eventually form in the kidney.

Assay Data

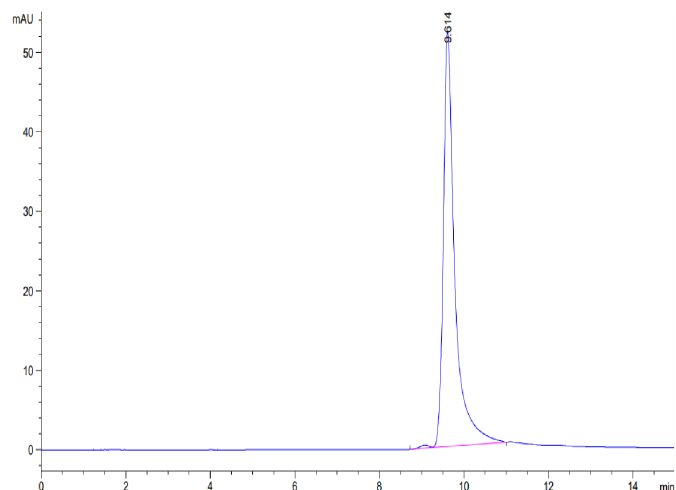
Bis-Tris PAGE



Human FGF-7 on Bis-Tris PAGE under reduced condition. The purity is greater than 95%.

SEC-HPLC

Assay Data

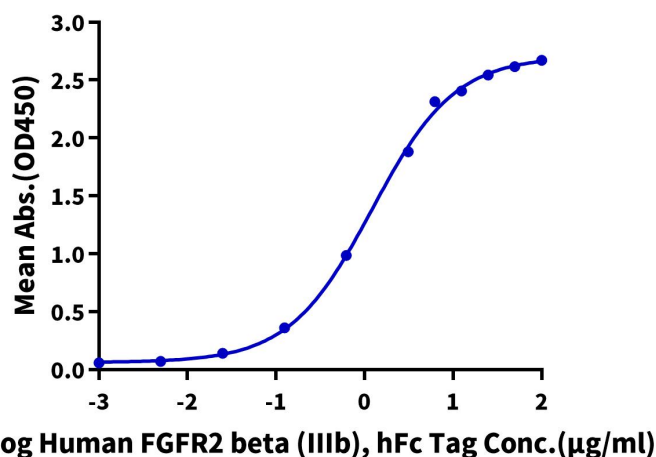


The purity of Human FGF-7 is greater than 95% as determined by SEC-HPLC.

ELISA Data

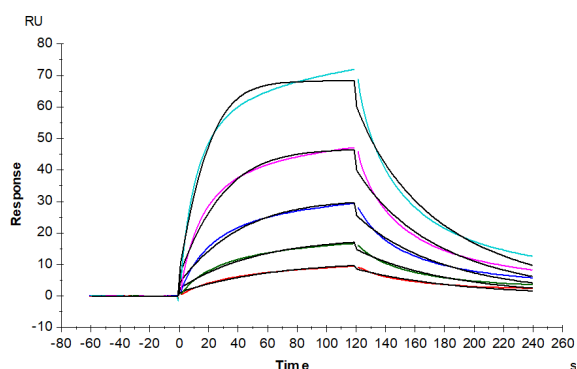
Human FGF-7, His Tag ELISA

0.5µg Human FGF-7, His Tag Per Well



Immobilized Human FGF-7, His Tag at 5µg/ml (100µl/well) on the plate. Dose response curve for Human FGFR2 beta (IIIb), hFc Tag with the EC50 of 1.22µg/ml determined by ELISA (QC Test).

SPR Data



Human FGF-7, His Tag immobilized on CM5 Chip can bind Human FGFR2 beta (IIIb), His Tag with an affinity constant of 18.91 nM as determined in SPR assay (Biacore T200).